

Clearly Showers

01395 488160
info@clearlyglassltd.co.uk
www.clearlyglassltd.co.uk

CLEARLY SHOWERS

Minimal and sophisticated, a frameless shower screen or enclosure adds that touch of luxury to any bathroom. Fully made to measure we can accommodate intricate spaces, uneven surfaces and complicated layouts. For projects of any size.

Whatever your requirements, we offer a one stop solution to your showering needs!

- Fully bespoke frameless showers – able to fit into any space or layout.
- Design technology – using specialist design software, providing 3D visual previews and installation plans
- Meticulous, precision measuring process
- Highest standards for installations
- High quality components - large choice of style and finishes
- Variety of glass finishes available
- Complete service available for both residential and commercial projects

www.clearlyglassltd.co.uk



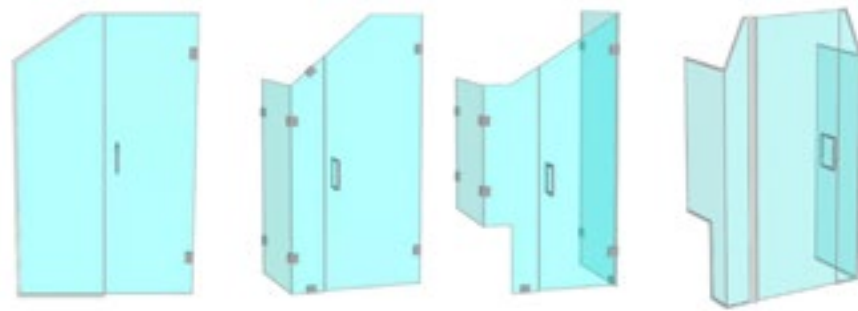
CONTENTS

01	Introduction
02	Contents
03-04	Shaped Showers
05-06	Walk-In Panels
07-08	Inline Enclosures
09-10	Corner Enclosures
11-12	3-Sided Enclosures
13-14	Single Doors
15-16	Sliding Doors
17-18	Bath Screens
19-20	UV Bonded Glass
21-22	Components & Seals
23-24	Options
25-26	Site Survey & Installation
27-28	Trade Services
29-30	Terms & Conditions

www.clearlyglassltd.co.uk

SHAPED SHOWERS

Without a doubt, our precision cutting measuring and installation will allow you to have that perfect shower experience you dreamt of, no matter how complex the challenge!

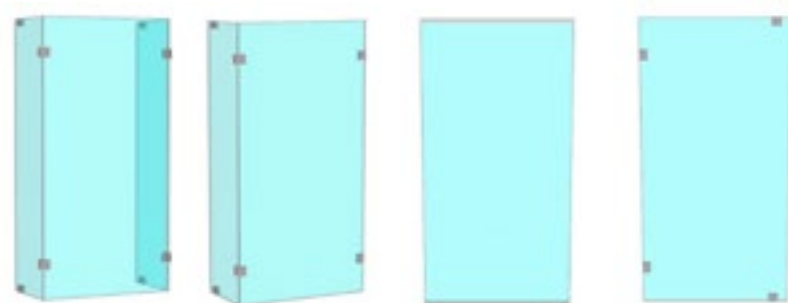


- Complex and intricate spaces
- Ideal for loft conversions
- Sloping ceilings
- Can accommodate dwarf walls
- Cut-outs for boxing or exposed beams
- Large variety of fixing and layout options



WALK-IN PANELS

Maximise your space - walk in showers gives you the freedom to create a stunning shower experience in a large or small areas, they also give a clean, seamless finish.

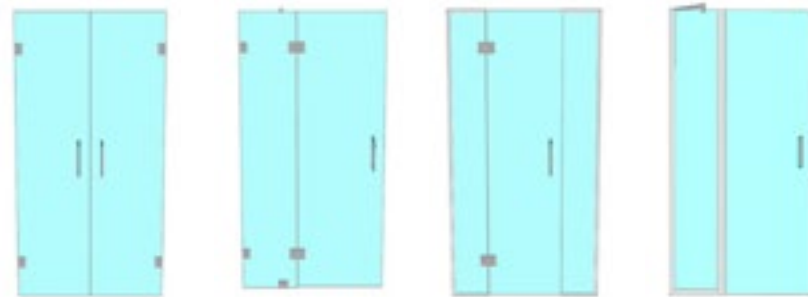


- Simple, effective and stunning
- Perfect for wet rooms
- Offers a space saving solution without the need for doors
- Large panels available
- Variety of fixing & layout options



INLINE ENCLOSURES

Options to utilise a recess area. This style of shower enclosure offers a range of configurations to work for your specific requirements. Easy access using doors and side panels, tailored to your needs and to maximise comfort.

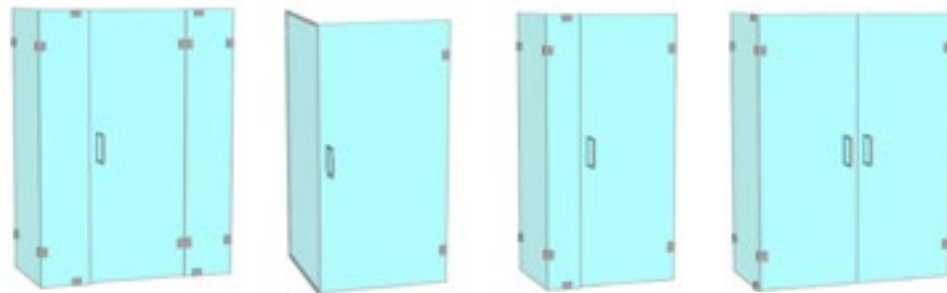


- Clean modern lines
- Perfect for alcoves and compact rooms
- Made to fit any width & height
- Variety of fixing & layout options to allow a comfortable access route to shower
- Keeping to a seamless finish, without the clutter of frames to your enclosure



CORNER ENCLOSURES

As with inline enclosures allows the use of recess and awkward corners to maximise usage of space whatever your layout. With the added benefit of corner panels.

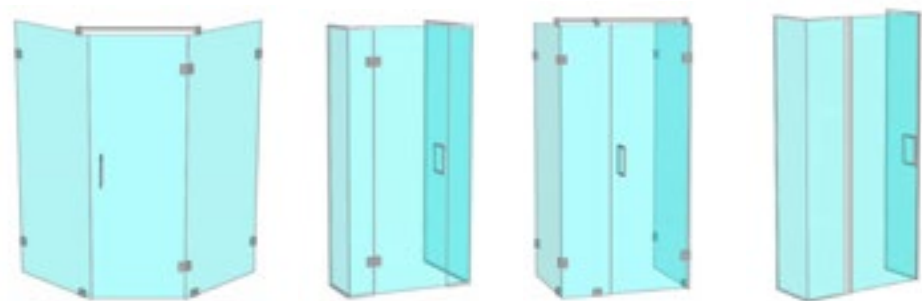


- Stylish and elegant
- Perfect for all types of bathrooms
- Made to fit any size wet-room or shower tray
- Variety of fixing & layout options
- Door open inwards or outwards to allow easy access



3-SIDED ENCLOSURES

To give your bathroom a designer edge, fitting a frameless three sided enclosure will give you a super sleek finish whatever your style!




- Make a statement with glass
- Suits large spaces as well as compact openings
- Angled enclosures available
- Can be created using UV bonding or brackets
- Variety of fixing & layout options




SINGLE DOORS

Create a luxury fuss free minimalist showering experience in your bathroom giving you a very luxurious feel to your finished project!



- Timeless simplicity
- Perfect for alcoves and between tiled walls
- Narrow and extra wide doors available ensuring tailored comfort for your needs
- Can be wall hung or top and bottom pivot



SLIDING DOORS

This sleek option for a space saving design will provide a stunning contemporary look.




- Beautifully engineered
- Ideal practical yet elegant solution where space could present an issue
- Adaptable to suit any shower design
- Made to fit custom widths and lengths
- Variety of layouts options and finishes available



BATH SCREENS

Functional and practical yet elegant, classy and appealing. Fully made to measure to ensure a snug fit your bath.




- Minimal and sophisticated
- Custom designed to suit your bath
- Opening or fixed
- Variety of layouts options and finishes available



UV BONDED GLASS

Invisible and clean to use, UV Bonding offers significant benefits over traditional methods. An adhesive joint distributes loads and stresses over the total joint area to give a more even distribution of static and dynamic loads, instead of concentrating these at high-stress points. The adhesive bonded joint is, therefore, more resistant to flex and vibration than for example, a bolted joint.



At Clearly Glass Ltd we use the latest technology in Ultra Violet (UV) bonding to create invisible joints on any glass.

The adhesive is cured using ultra violet light to create a very high strength bond. The main benefit of UV bonding is there is no need for drilled holes or fixing to other materials. This allows the creation of clean, uninterrupted lines for items such as, glass shelves, tables, cabinets and can also be used to create 'invisible joints' between fixed panels in shower screens, at either standard or non-standard angles.

Another benefit is the use of glass 'headers' to bond shower panels together from above, creating shower enclosures with no metal support bars for bracing.




COMPONENTS & SEALS

From contemporary to traditional or designer to minimalist, whatever your style choice we can accessorize your hinges and brackets to help make your vision a reality.

HINGES

- Full-length aluminium hinges
- Heavy duty high quality fittings
- Solid brass hinges
- Various finishes available
- Square edged, bevelled edge, landscape
- We are happy to source alternative style hinges for our clients if required




BRACKETS

- Solid brass clamps
- Versatile support bars
- Minimal glazing channel
- Various finishes available
- Square edged, bevelled edge
- Clients can specify alternative clamps/support bars if required

SEALS


- Magnetic Seals
- Various clear seals depending on situation
- Clip on polycarbonate seals with soft rubber
- Ultra minimal seals bonded to edges of glass also available



OPTIONS

It is all in the detail, finishing touches are everything. We offer a wide range of accessories to enhance your completed project. Using our bespoke glass techniques, we are able to create designer touches to your glass panels, cutting in features to incorporate handles or towel rails.

HANDLES, RAILS AND GLASS



GLASS OPTIONS

Clear glass,
Low iron (extra clear glass),
Tinted grey,
Tinted black,
Tinted bronze,
Tinted green,
Satin (white frosted),
Sandblasted designs,
6mm, 8mm, 10mm & 12mm glass

COATINGS

RITEC (easy clean coating)

HANDLE & RAIL OPTIONS


Many more styles available



Cut-out Towel Rails



Pull Handles




Drilled Finger Pulls



Robe Hooks



Door Knobs



Glass-Mounted Towel Rails



CLEARSHIELD GLASS PROTECTION

Award-winning durable ClearShield ® protection on the surface of shower glass:

Benefits:

- Resists limescale build-up and water spots
- Easier to clean and keep clean, saving on both time and effort
- Maintains pristine appearance
- Prevents bacterial growth for a more hygienic bathroom environment

The ClearShield ® protection is effective in shower and bathroom environments because it resists limescale and is independently proven to have hygienic properties. It ensures that the glass in a shower enclosure or bath remains as clean and shiny as the day it was purchased and installed, with the least possible effort.

Hard water creates unsightly and resistant water spots on unprotected glass. The limescale build up in hard water etches the surface of the glass, and high levels of humidity accelerates the corrosion process. The build-up of dirt facilitates the development of bacteria. Cleaning becomes very hard – if not impossible – no matter how hard one tries, wasting much time and effort. The appearance of the shower is completely spoiled, and the bathroom environment becomes unhygienic.

FRAMELESS SHOWER WATER TIGHTNESS

Frameless showers are not intended to be fully watertight.

With planning and suitable seals any leakage will be minimised but they are not designed to be 100% sealed enclosures.

Positioning shower heads so the water is not directed directly at the shower door will reduce the risk of leakage.

SITE SURVEY & INSTALLATION

Each of our frameless shower enclosure installations is managed from start to finish by our highly experienced staff who work tirelessly between client and team to ensure absolute streamlining of work, accuracy of fit and quality of finish, and of course, complete customer satisfaction.

1. Site Survey

A detailed first meeting and survey allows us to collate all the information required to ensure a perfect fit for your frameless glass shower. You will have the option of selecting your hardware fittings as well as selecting the glass type.

2. Design technology

Using our bespoke specialist shower enclosure design software, a 3D visual of the finished product is produced and presented for approval.

3. Final Confirmation

Once the design and the visual is approved, measurements are double checked before we proceed to manufacture.

4. Bespoke Manufacture

Your bespoke, frameless shower enclosure is manufactured to the agreed specification. Thanks to our sophisticated design software, we are able to accommodate angles and the finest detail such as drainage slopes ensuring that the finished enclosure fits perfectly.

5. Installation

Working to your time scale and our agreed installation date, which is generally 2-3 weeks after the survey and design approval, our expert team will install your frameless shower to the highest standard to ensure complete satisfaction.

Our priority is your complete satisfaction in the workmanship, the materials used and the finished results of your project. Our team will give your project their full attention for the duration of the installation period and will not consider the work complete until we are sure you are entirely happy with the result.

Delivering customer service excellence - We pride ourselves in ensuring each and every project results in a seamless experience for our customers, from our very first meeting through to completion.



See map left for our operation area. For service outside of our normal working area, please contact us.

Clearly Glass Ltd.
Unit 4, Thorntree Bus. Units,
Liverton Bus. Park, Salterton Rd
Exmouth, Devon EX8 2NX

01395 488160
info@clearlyglassltd.co.uk
www.clearlyglassltd.co.uk



TRADE SERVICES

Clearly Glass delivers quality shower screens and enclosures to both private and commercial developments. Complete end to end service for shower screens, door and enclosures.

PROFESSIONAL, RELIABLE, ACCOMPLISHED

- Supply only or full measure and installation service available
- Prompt no obligation quotations and consultations
- CSCS registered installers
- Flexible designs - fully customisable
- Experience in both private and commercial developments
- 3D visuals provided to facilitate client approval
- Glass manufacturing diagrams and hardware lists available
- Fast turnaround lead times



CASE STUDIES

THE SALTY MONK




Sapphire Spaces had been instructed by Annette and Andy to design and fit the new en-suite, which was originally built with a stud wall construction. Sapphire Spaces then called on Nathan of Clearly Glass to help with the project, with the aim of using Bespoke Glass Wall Panels to enclose the en-suite, rather than replace the original stud wall.

Advantages of this innovative design plan was that the glass panels being significantly thinner than layers of plasterboard, plaster and then tiles, would allow much less space to be taken up with the en-suite enclosure; whilst the light reflecting through the stunning opaque glass finish would create a very stylish, seamless open plan feel to the en-suite as part of the room. Also creating the luxury experience that the client wished to achieve. The key challenge to Nathan on this project was to ensure an exact fit, as it turned out that the runs along the floor and the ceiling were of different sizes.

Andy said that he and Annette are both thrilled to bits with the results, the atmosphere that has been created by using the glass panels in this way has completely transformed the room and resulted in a real wow factor for their guests. Andy also says that he did not realise that the cutting of bespoke glass could be quite so precise and that Nathan managed to completely eliminate any potential problems that could have resulted from the unequal measurements of the floor and ceiling. The level of service from Nathan and his team was excellent throughout, Andy says that he cannot fault the results or follow up service at all.

LYMPSTONE MANOR



Clearly Glass, Custom Glass Installations was invited to join the project by Dart Bathrooms in August 2016. Nathan (project manager) was delighted to be involved in such a prestigious, inspired project. The brief for Nathan and his team was to install an assortment of bespoke glass shower options, screens, and enclosures into 18 of the 21 beautiful bird-themed guest rooms. A key challenge for Nathan was to ensure that any fixtures and fittings he might use for the glass panels such as handles, hinges and support frames, must match the beautiful antique gold hardware that had been selected by Michael for his luxurious bathrooms.

As you will see from the stunning pictures of the finished shower enclosures, the required effect was achieved to a very high standard indeed. To help create such a minimal, elegant look to the shower enclosures, UV bonding was used. A sophisticated solution for connecting glass to glass; a unique feature that Clearly Glass offer as an option to their clients. The significant benefits of this method is the ability to connect glass panels seamlessly; reducing the need for connecting brackets and support bars.

Testimonial from Michael Caines
"Clearly Glass did a fantastic job. In particular, they were able to adapt to a heavy schedule of installation, especially towards the end, of what was a pressurised programme, without ever compromising on quality. Any problems we have had, the response from Clearly Glass has been fantastic. I love their can-do attitude and the professional nature which they apply to themselves. It has been a pleasure to have Clearly Glass as part of this project."

TERMS AND CONDITIONS

Full Terms & Conditions are available upon request or by visiting our website: www.clearlyglassltd.co.uk

Full Terms & Conditions are available upon request or by visiting our website www.clearlyglassltd.co.uk/

BASIS OF SALE

Descriptions and illustrations on all publications are for information only and do not form part of any contract between you and us for the sale of the Goods or the provision of the Services, as the case may be.

ERRORS AND OMISSIONS

We reserve the right to change design and product specifications without prior notice.

RETENTION OF TITLE

Goods will remain the property of the company until all payments due are received in full.

INTELLECTUAL PROPERTY RIGHTS

All materials published within this brochure are protected by copyright laws. All such rights are reserved.

TRADE MARKS

Clearly Glass Custom Glass Installations and **Clearly Showers** are trademarks of **Clearly Glass Ltd**



01395 488160
info@clearlyglassltd.co.uk
www.clearlyglassltd.co.uk